




# Highlighting Tape

 This stuff is reusable—so take advantage of that! Give each child a laminated sheet of tag board on which to store strips of highlighting tape, so the strips are available for future highlighting activities. Try to keep a variety of tape sizes and colors on hand; that way you can use them for a greater variety of activities.

 Have students use different colors to highlight different types of words. You might ask them to use different colors, for example, to highlight:

- *similes and metaphors*
- *nouns, adjectives, and verbs*
- *common nouns and proper nouns*



# Highlighting tape is also great for:

- newspaper word hunts
- indicating individual parts on a script
- marking special days on the calendar
- focusing on key phrases in word problems
- highlighting errors for students to correct  
(You don't have to leave *marks* on their papers!)
- doing a room search for words or objects with the same beginning or ending sound
- focusing on individual words in big books or charts

